


Return Stacked[®]

RSST – U.S. Stocks & Managed Futures

© Return Stacked[®] ETFs – 2023

September 2023

RSST | RETURN STACKED[®] U.S. STOCKS & MANAGED FUTURES



Important Disclosures

Investors should carefully consider the investment objectives, risks, charges and expenses of the Return Stacked® U.S. Stocks & Managed Futures ETF. This and other important information about the ETF is contained in the prospectus, which can be obtained by calling 1-310-498-7655 or clicking [here](#). The prospectus should be read carefully before investing.


For current holdings click [here](#).

Toroso Investments, LLC (“Toroso”) serves as investment adviser to the Funds and the Funds’ Subsidiary.

Newfound Research LLC (“Newfound”) serves as investment sub-adviser to the Funds.

ReSolve Asset Management SEZC (Cayman) (“ReSolve”) serves as futures trading advisor to the Fund and the Funds’ Subsidiary.

The Return Stacked® U.S. Stocks & Managed Futures ETF is distributed by Foreside Fund Services, LLC, Member FINRA/SIPC. Foreside is not related to Toroso, Newfound, or ReSolve.



Important Risk Factors

Investments involve risk. Principal loss is possible. Unlike mutual funds, ETFs may trade at a premium or discount to their net asset value. Brokerage commissions may apply and would reduce returns.

Derivatives Risk: Derivatives are instruments, such as futures contracts, whose value is derived from that of other assets, rates, or indices. The use of derivatives for non-hedging purposes may be considered to carry more risk than other types of investments.

Cayman Subsidiary Risk: By investing in the Fund's Cayman Subsidiary, the Fund is indirectly exposed to the risks associated with the Subsidiary's investments. The futures contracts and other investments held by the Subsidiary are subject to the same economic risks that apply to similar investments if held directly by the Fund. The Subsidiary is not registered under the 1940 Act, and, unless otherwise noted in the Fund's Prospectus, is not subject to all the investor protections of the 1940 Act.


Bond Risk: The Fund will be subject to bond and fixed income risks through its investments in U.S. Treasury and fixed income futures contracts. Changes in interest rates generally will cause the value of fixed-income and bond instruments held by Fund to vary inversely to such changes.

Commodity Risk: Investing in physical commodities is speculative and can be extremely volatile.

Commodity-Linked Derivatives Tax Risk: The tax treatment of commodity-linked derivative instruments may be adversely affected by changes in legislation, regulations, or other legally binding authority. As a registered investment company (RIC), the Fund must derive at least 90% of its gross income each taxable year from certain qualifying sources of income under the Internal Revenue Code. If, as a result of any adverse future legislation, U.S. Treasury regulations, and/or guidance issued by the Internal Revenue Service, the income of the Fund from certain commodity-linked derivatives, including income from the Fund's investments in the Subsidiary, were treated as non-qualifying income, the Fund may fail to qualify as RIC and/or be subject to federal income tax at the Fund level. The uncertainty surrounding the treatment of certain derivative instruments under the qualification tests for a RIC may limit the Fund's use of such derivative instruments.

Commodity Pool Regulatory Risk: The Fund's investment exposure to futures instruments will cause it to be deemed to be a commodity pool, thereby subjecting the Fund to regulation under the Commodity Exchange Act and the Commodity Futures Trading Commission rules. Because the Fund is subject to additional laws, regulations, and enforcement policies, it may have increased compliance costs which may affect the operations and performance of the Fund.

Credit Risk: Credit risk refers to the possibility that the issuer of a security will not be able to make principal and interest payments when due. Changes in an issuer's credit rating or the market's perception of an issuer's creditworthiness may also affect the value of the Fund's investment in that issuer.



Important Risk Factors

Currency Risk: Currency risk is the risk that changes in currency exchange rates will negatively affect securities denominated in, and/or receiving revenues in, foreign currencies. The liquidity and trading value of foreign currencies could be affected by global economic factors, such as inflation, interest rate levels, and trade balances among countries, as well as the actions of sovereign governments and central banks.

Equity Market Risk: By virtue of the Fund's investments in equity securities, equity ETFs, and equity index futures agreements, the Fund is exposed to equity securities both directly and indirectly which subjects the Fund to equity market risk. Common stocks are generally exposed to greater risk than other types of securities, such as preferred stock and debt obligations, because common stockholders generally have inferior rights to receive payment from specific issuers. Equity securities may experience sudden, unpredictable drops in value or long periods of decline in value. This may occur because of factors that affect securities markets generally or factors affecting specific issuers, industries, or sectors in which the Fund invests.

Foreign and Emerging Markets Risk: Foreign and emerging market investing involves currency, political and economic risk.

Leverage Risk: As part of the Fund's principal investment strategy, the Fund will make investments in futures contracts to gain long and short exposure across four major asset classes (commodities, currencies, fixed income, and equities). These derivative instruments provide the economic effect of financial leverage by creating additional investment exposure to the underlying instrument, as well as the potential for greater loss.

Non-Diversification Risk: The Fund is non-diversified, meaning that it is permitted to invest a larger percentage of its assets in fewer issuers than diversified funds.

Underlying ETFs Risk: The Fund will incur higher and duplicative expenses because it invests in equity ETFs. The Fund may also suffer losses due to the investment practices of the underlying bond ETFs.


New Fund Risk: The Fund is a recently organized with no operating history. As a result, prospective investors do not have a track record or history on which to base their investment decisions.

What is Return Stacking™?


At its core, Return Stacking™ is the idea of layering one investment return on top of another, achieving more than \$1.00 of exposure for each \$1.00 invested.

For decades, sophisticated institutional investors have thoughtfully applied leverage to include diversifying alternative strategies without diluting their core stock and bond allocations. We believe that due to the complexity of managing derivatives, small institutions, financial advisors, and individuals have largely been locked out of this approach.

Today, professionally managed exchange-traded products allow investors the opportunity to implement this concept.



Why Return Stacked[®] ETFs?




Pursuing Diversification Without Sacrifice

Investors can introduce diversifying assets and strategies without sacrificing exposure to their traditional asset allocation.



Potential for Enhanced Returns


By introducing additional sources of return, Return Stacking[™] creates the potential for outperformance, which may be particularly attractive in an environment where expected returns for traditional assets may be muted.



Potential to Improve Diversification

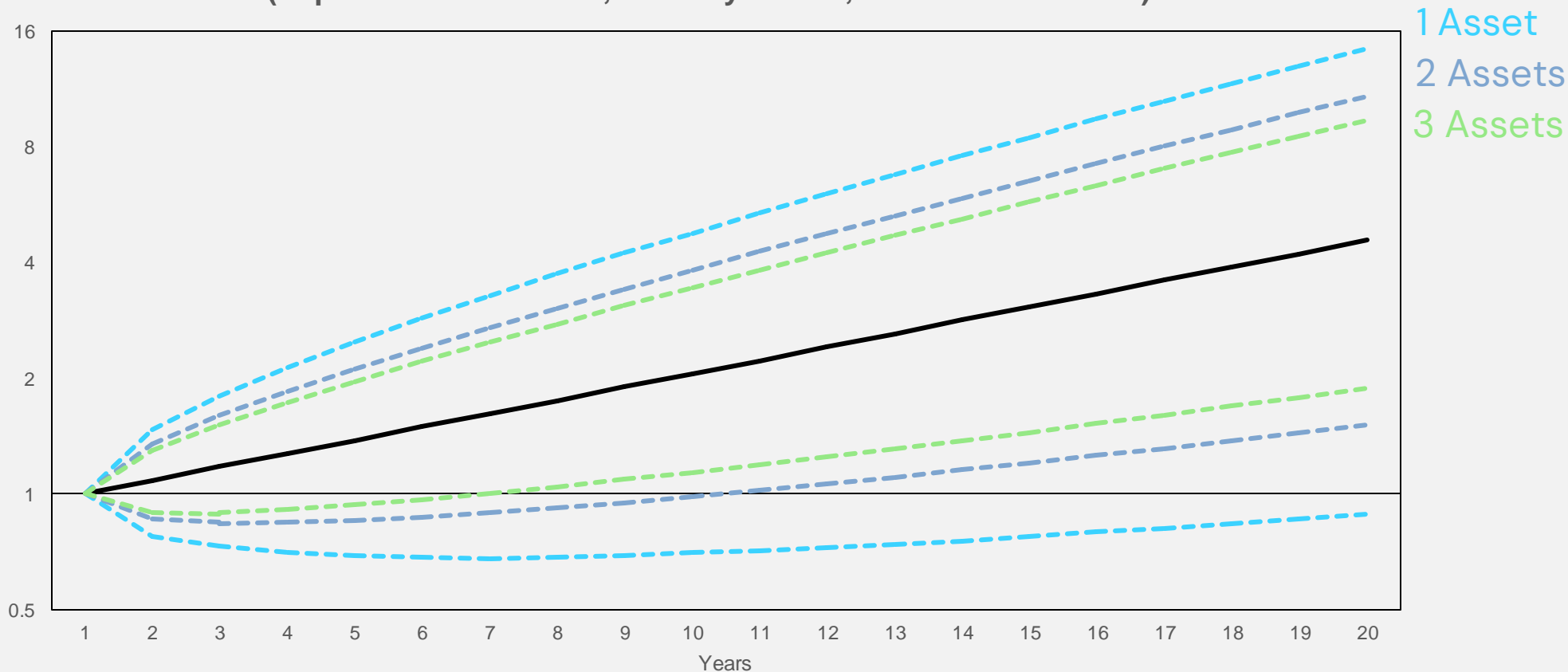
By thoughtfully introducing differentiated return streams, investors may gain a diversification advantage with the potential to reduce portfolio volatility and drawdowns.

Diversification does not assure a profit.




Diversification: "The Only Free Lunch"

Simulated Growth of \$1
(Expected Return of 8%, Volatility of 16%, and Correlation of 0)

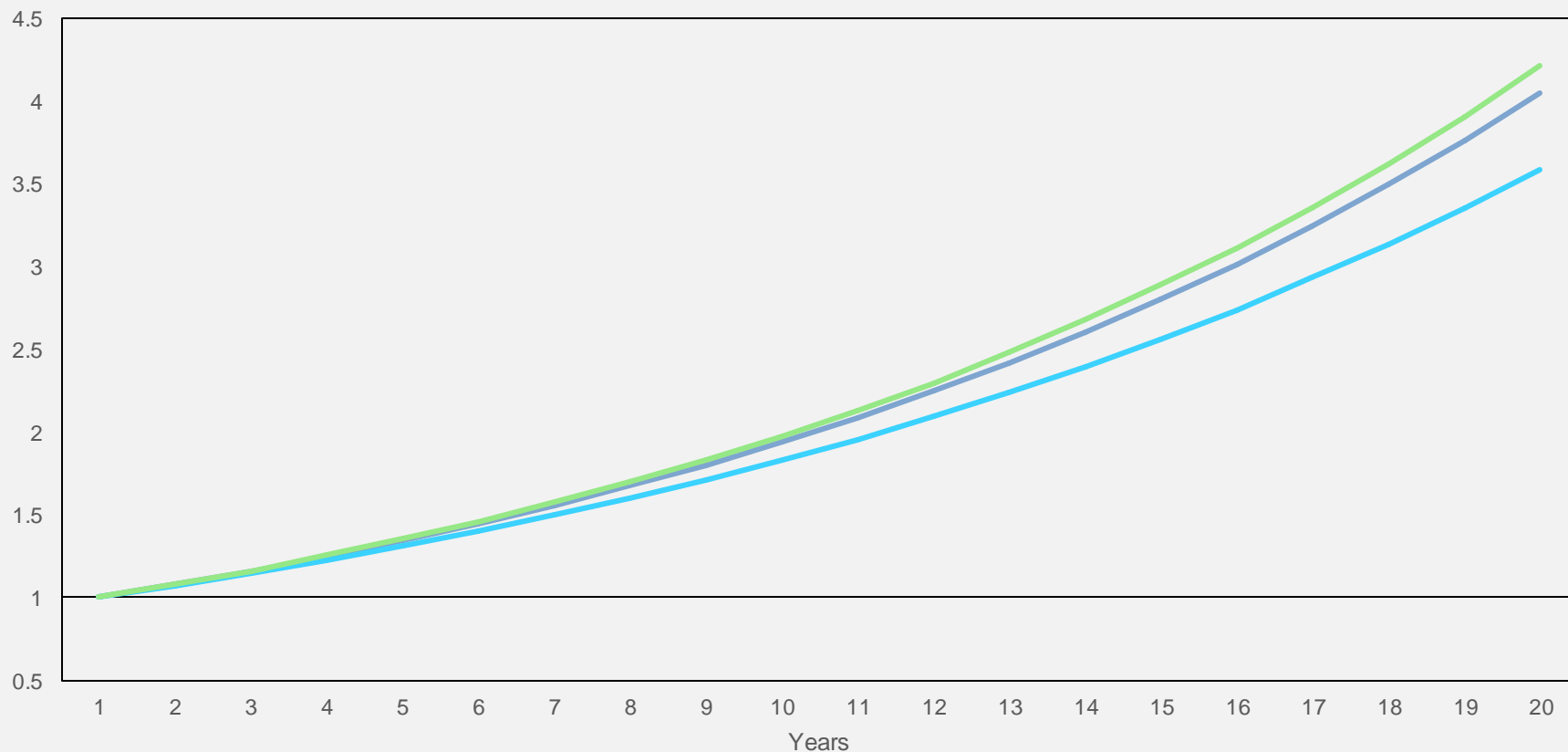


Calculations by Newfound Research. "1 Asset" plots the expected growth, and two standard deviation band, of \$1 invested in asset with an expected annual return of 8% and an annualized volatility of 16%, assuming annual returns follow an independent and identically distributed normal distribution. "2 Assets" plots the same, assuming an equally-weighted portfolio of two assets with zero correlation, rebalanced annually. "3 Assets" plots the same, assuming an equally-weighted portfolio of three assets with zero correlation to each other, rebalanced annually. Quote attributed to Nobel Prize laureate Harry Markowitz.




Diversification: "The Only Free Lunch"

Simulated Growth of \$1 – Median Result
(Expected Return of 8%, Volatility of 16%, and Correlation of 0)



3 Assets
2 Assets
1 Asset


Calculations by Newfound Research. "1 Asset" plots the expected growth, and two standard deviation band, of \$1 invested in asset with an expected annual return of 8% and an annualized volatility of 16%, assuming annual returns follow an independent and identically distributed normal distribution. "2 Assets" plots the same, assuming an equally-weighted portfolio of two assets with zero correlation, rebalanced annually. "3 Assets" plots the same, assuming an equally-weighted portfolio of three assets with zero correlation to each other, rebalanced annually. Quote attributed to Nobel Prize laureate Harry Markowitz.



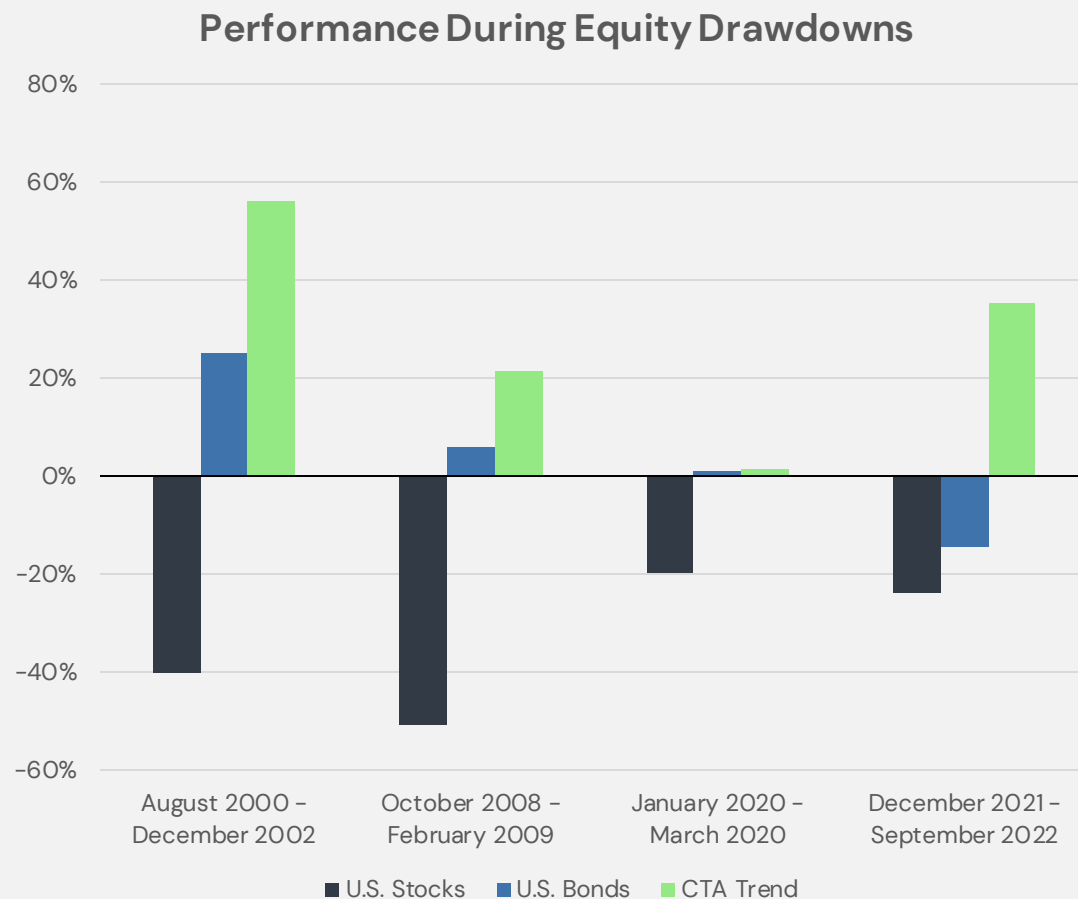
Stocks, Bonds & Managed Futures



Source: Bloomberg. U.S. Stocks is the S&P 500 Index ("SPX"). U.S. Bonds is the Bloomberg US Aggregate Bond Index ("LBSTRUU"). Returns for both U.S. Stocks and U.S. Bonds are gross of all fees. CTA Trend is the Société Générale Trend Index ("NEIXCTAT"). You cannot invest in an index. Please see glossary at the end of this presentation for index definitions. Returns are gross of taxes. Returns assume the reinvestment of all distributions. Past performance is not indicative of future results.




Why Managed Futures?



Historically, Managed Futures have exhibited:

- Positive long-term returns.
- Low correlation to both stocks and bonds.
- Positive returns during equity drawdowns.
- Positive returns during inflationary periods.

Source: Bloomberg. U.S. Stocks is the S&P 500 Index ("SPX"). U.S. Bonds is the Bloomberg US Aggregate Bond Index ("LBSTRUU"). Returns for both U.S. Stocks and U.S. Bonds are gross of all fees. CTA Trend is the Société Générale Trend Index ("NEIXCTAT"). You cannot invest in an index. Please see glossary at the end of this presentation for index definitions. Returns are gross of taxes. Returns assume the reinvestment of all distributions. Past performance is not indicative of future results.



RSST – U.S. Stocks & Managed Futures

The Fund seeks long-term capital appreciation by investing in two complementary investment strategies; a U.S. equity strategy and a managed futures strategy.


For every \$1 invested, the ETF seeks to provide \$1 of exposure to its U.S. Equity strategy and \$1 of exposure to its Managed Futures strategy.

U.S. Equity Strategy

Seeks to capture the total return of large-capitalization U.S. equities, investing in large-capitalization U.S. equities, large-capitalization U.S. equity ETFs, or U.S. equity index futures.

Managed Futures Strategy

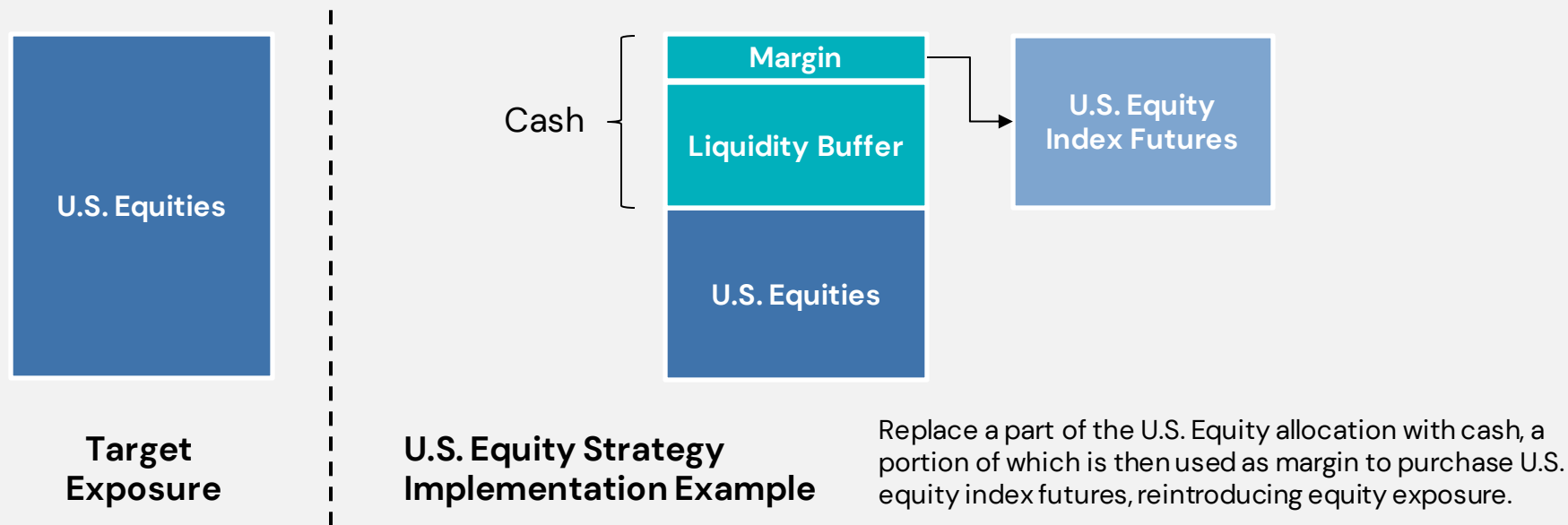
Seeks to invest across commodities, currencies, bonds, and equities via futures contracts using a systematic and quantitative process that seeks to benefit from price trends.



RSST's U.S. Equity Strategy

The U.S. Equity Strategy seeks to capture the total return of large-capitalization U.S. equities using a mixture of individual securities, ETFs, and equity index futures.

To enable Return Stacking™ while achieving 100% exposure to U.S. equity, a portion of the equity strategy must be implemented with capital efficient instruments – such as equity index futures contracts – allowing the remaining capital to be used as collateral for the Managed Futures strategy.



For illustrative purposes only. Capital efficiency refers to the ability for an investment to provide exposure to a particular asset class or strategy while using fewer assets. U.S. Equities are U.S. equity securities, U.S. equity ETFs, and/or U.S. equity index futures. "Cash" is money market funds and/or a ladder of short-term U.S. Treasury Bills.



RSST's Managed Futures Strategy

The Managed Futures strategy seeks to replicate the pre-fee performance of the Société Générale Trend Index. It pursues this objective using sophisticated machine learning techniques, blending two diversifying approaches.

Top-Down Approach – 30%

Seeks to identify the portfolio weights that closely replicate the recent returns of the manager basket.

Pros: Agnostic to how underlying managers run their portfolios; can adapt to model innovation.


Cons: Can only use most recent data to estimate current portfolio; may miss sudden changes in underlying manager positions.

Bottom-Up Approach – 70%

Seeks to identify the strategies that closely replicate the returns of the manager basket.

Pros: Can use much more data to create stable estimates; can capture sudden changes in weights.

Cons: Will not necessarily capture model innovation among managers.




Managed Futures Investment Universe

The Managed Futures strategy invests across 27 highly liquid, exchange-traded futures markets, selected to capture robust cross-section of global assets.

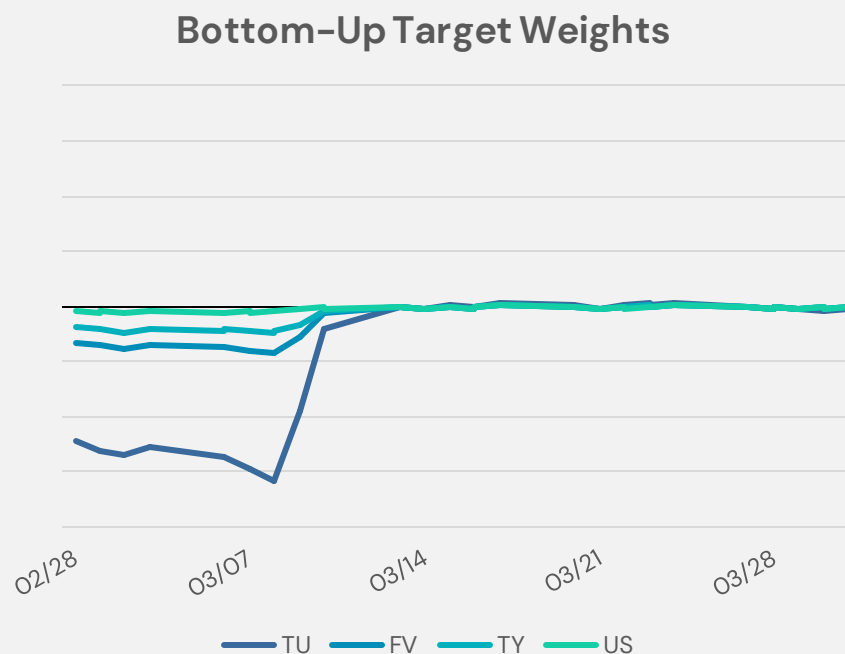
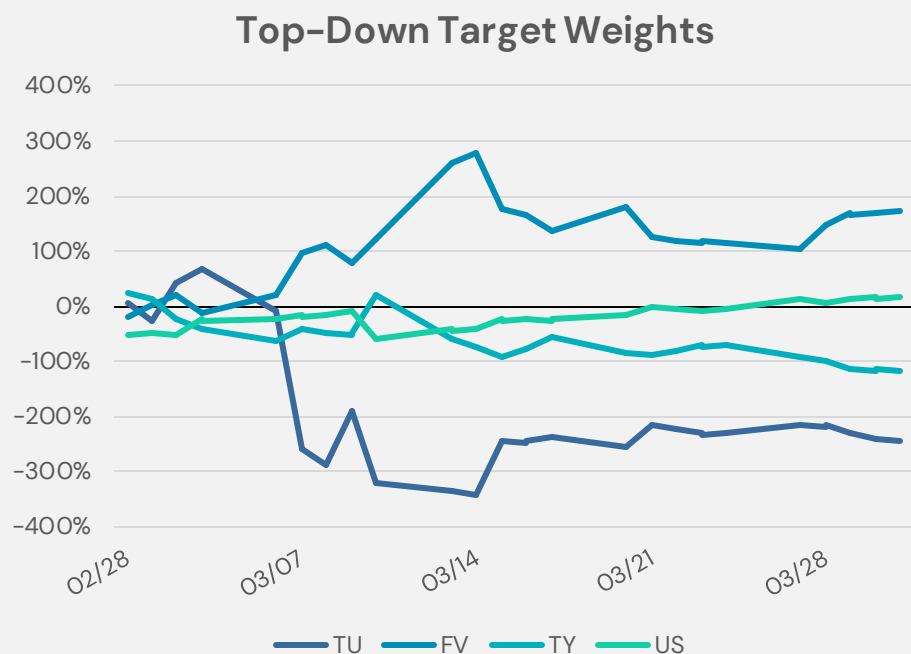
Equities	Bonds	Currencies	Commodities
S&P 500	2-Year US Treasury	Australian Dollar	Crude Oil (WTI)
Nasdaq 100	5-Year US Treasury	Canadian Dollar	Crude Oil (Brent)
S&P/TSX 60	10-Year US Treasury	British Pound	Heating Oil
FTSE 100	US Treasury Bond	Euro	Gasoline (RBOB)
Deutsch Boerse DAX	Euro Bund	Japanese Yen	Natural Gas
Euro Stoxx 50	UK Gilt		Gasoil
Nikkei 225			Gold
			Silver
			Copper

Please see glossary for market definitions.




Replication Case Study: March 2023

With two distinct approaches, the target weights for the Top-Down and Bottom-Up replication approaches can diverge meaningfully in the short-term. This was evident during the March 2023 bond rout, when the Top-Down approach did not meaningfully respond to the abrupt rally in U.S. Treasury futures, whereas the Bottom-Up approach cut its short positions rapidly.



TU is the 2-Year US Treasury future; FV is the 5-Year US Treasury future; TY is the 10-Year US Treasury Future; US is the Long Bond US Treasury Future. Target weights are illustrative of the Fund's target allocation; the actual holdings of the fund at any given point in time may have materially differed from these target weights.




The Risks of Replication

Tracking Error: While the strategy strives to track the index over the long run, there can be considerable tracking error in the short run. Our research suggests that replication models can expect to incur a 2% tracking error in any given week.

Some risks to being able to successfully replicate the index include:

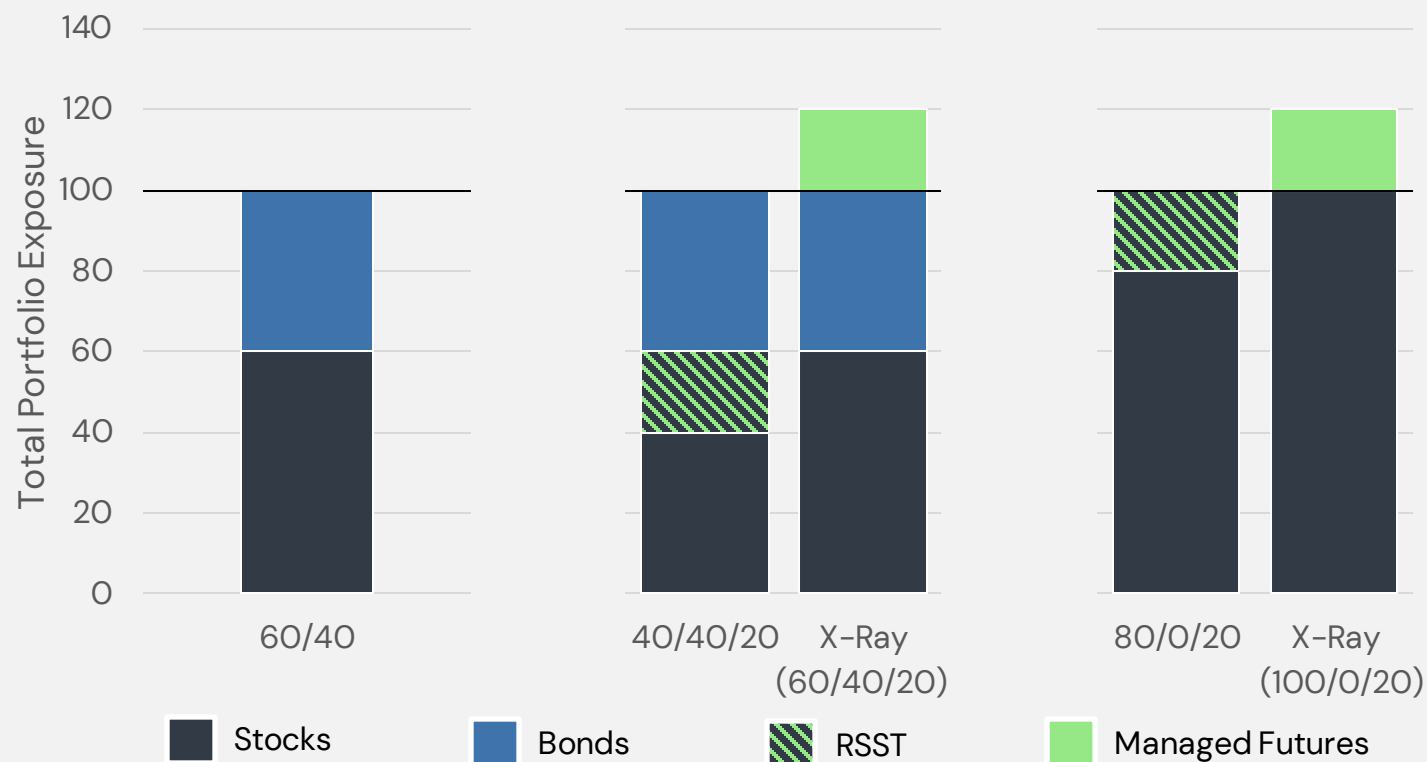
- **Style Drift:** Significant changes to the ways trends are measured (either in model or time horizon) among the managers in the Société Générale Trend Index.
- **Market Drift:** A significant change in the markets traded by managers in the the Société Générale Trend Index.

By placing more weight on the Bottom-Up approach, even if the Managed Futures strategy fails to track the Société Générale Trend Index, the Managed Futures strategy design still reflects a diversified trend-following strategy.



RSST – A Capital Efficient Building Block

Replacing large-capitalization U.S. equity exposure with RSST allows investors to introduce managed futures as an overlay to their strategic portfolio. The size of the allocation determines the size of the overlay.



For illustrative purposes only. 60/40 is 60% Stocks / 40% Bonds. 40/40/20 is 40% Stocks / 40% Bonds / 20% RSST. 80/0/20 is 80% Stocks / 0% Bonds / 20% RSST. Capital efficiency refers to the ability for an investment to provide exposure to a particular asset class or strategy while using fewer assets. The composition of RSST is illustrative of the Fund's target allocation. Bonds are any fixed income exposure. Stocks are large-capitalization U.S. equities (individual securities or ETFs) and/or U.S. equity index futures.

RSST – Review

Objective: Long-term capital appreciation


Strategy: For every \$1 invested, the ETF seeks to provide \$1 of exposure to its U.S. equity strategy and \$1 of exposure to its Managed Futures strategy

U.S. Equity Strategy: Seeks to broadly replicate the total return of large-capitalization U.S. equities using a mixture of individual securities, ETFs, and/or U.S. equity index futures.

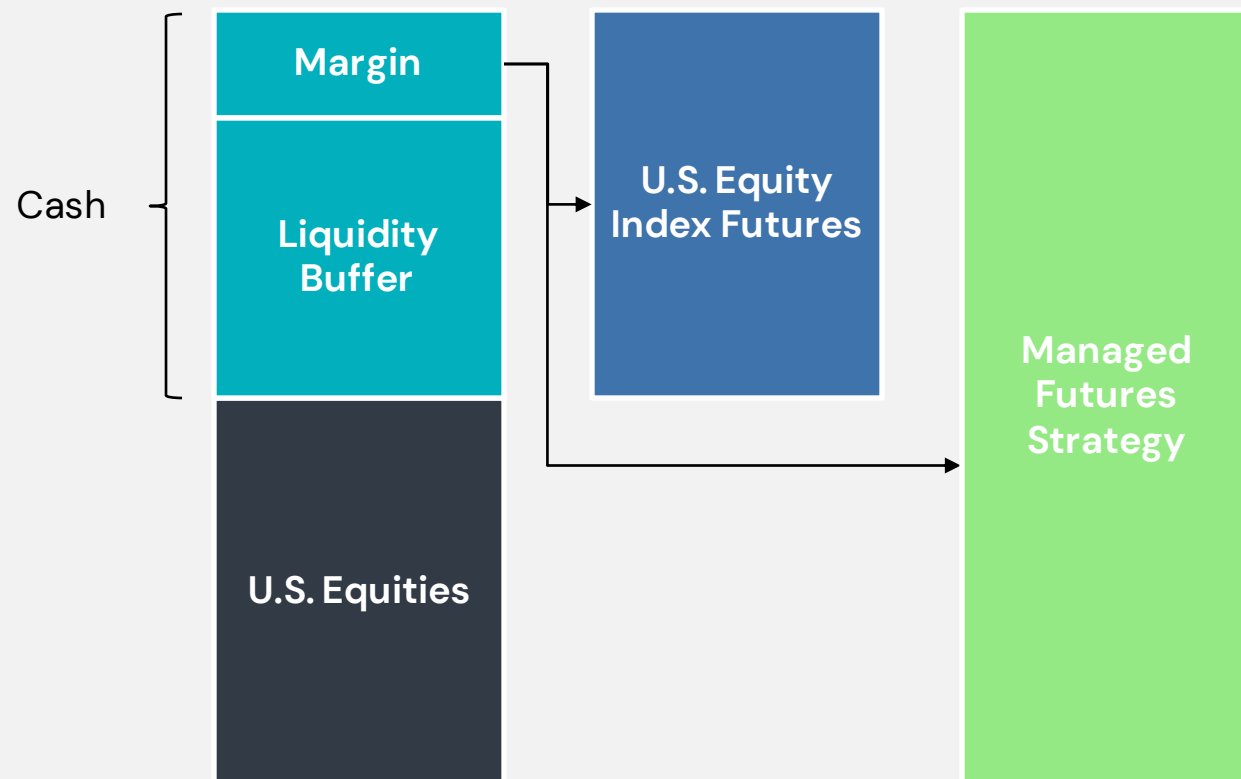

Managed Futures Strategy: The Managed Futures strategy seeks to replicate the Société Générale Trend Index using 27 global futures contracts through statistical techniques

Rebalance Frequency: Daily

Distribution Frequency: Annual




RSST Portfolio Structure



For illustrative purposes only. U.S. Equities are U.S. equity securities, U.S. equity ETFs, and/or U.S. equity index futures. "Cash" is money market funds and/or a ladder of short-term U.S. Treasury Bills.

Glossary



S&P 500 Index is an abbreviation for the Standard & Poor's 500, a market-capitalization-weighted index of 500 leading publicly traded companies in the U.S.

Bloomberg US Aggregate Bond Index is an index that covers the broad U.S. investment grade, US dollar-denominated, fixed-rate taxable bond market.

Société Générale Trend Index is designed to track the largest trend following commodity trading advisors ("CTAs") in the managed futures space net of underlying fees. The index does not represent the entire universe of all CTAs. Actual rates of return may be significantly different and more volatile than those of the index


Euro Bund is a long-term bond issued by the Federal Republic of Germany, the Republic of Italy, the Republic of France, or the Swiss Federation.

UK Gilt is a UK Government liability in sterling.

WTI is West Texas Intermediate and is the benchmark for the U.S. light oil market, sourced from U.S. fields.

Brent is the benchmark used for the light oil market in Europe, Africa, and the Middle East, originating from oil fields in the North Sea between the Shetland Islands and Norway.

RBOB stands for Reformulated Blendstock for Oxygenated Blending, a component that is used to create formulated gasoline.



Contact Us

www.returnedstacketfs.com

info@thinknewfound.com